

msl
Seats

CRYSTAL 2xJ

STYLE




Durable arm rest

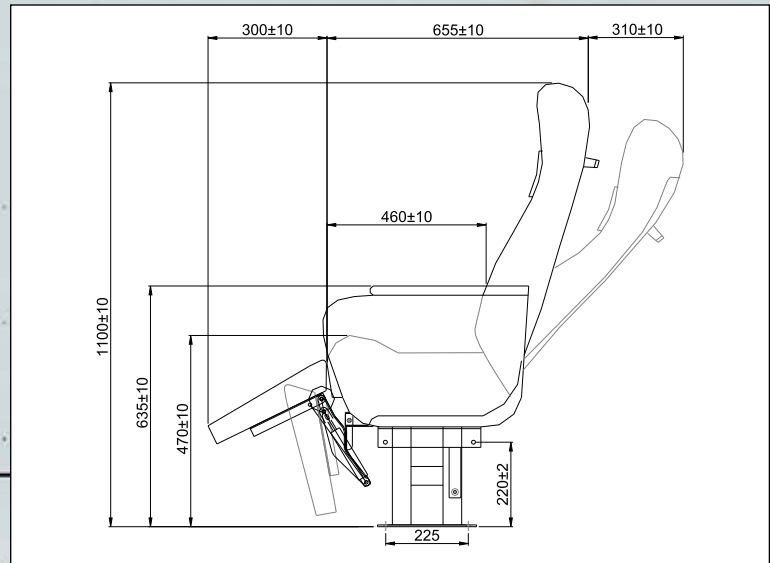
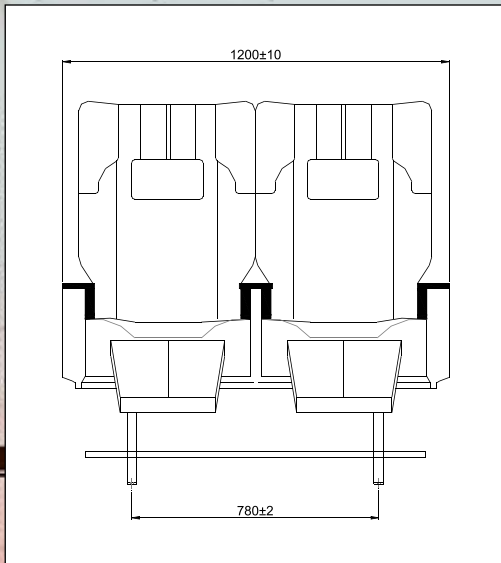


ABS back with stylish grab handle



COMFORT





CRYSTAL 2x1 SEAT - Technical Specifications

| | |
|--|--|
| Structure : | Fabricated ERW tubes conforming to IS:3074-1979, channels & pressed components conforming to IS:513 and IS: 1079 . All MIG welding. Pre Treated and powder coated for longer life. |
| Footrest : | Adjustable or fixed type. |
| Side cover : | ABS type. |
| Back tray : | Aesthetically designed vacuum formed ABS backsheat. |
| Grab Handle : | PVC black hook type. |
| Gas spring : | High quality compression type tested for longer life And smooth operation. |
| Thigh rest : | Comfortable Mechanical thigh rest |
| Magazine Pouch : | Attractive, new designed spacious pouch enhancing Seat back aesthetics. |
| P.U.Cushion : | P.U.moulded material hardness 18 1 kgf. |
| P.U.Back: | P.U.Back moulded material hardness 12 1 kgf. |
| Plywood : | For seat cushion 12 mm BWR ply is used confirming to IS:303:1975 |
| Upholstery : | Raymond Dauby/Aunde/G-Fab. |
| Overall Dimensions : | |
| Overall height : | 1100 mm |
| Overall cushion height : | 470 mm |
| Overall width for double seater : | 1200 mm |
| Overall width for single seater : | 630 mm |
| Span of the seat Normal position: | 655 mm |
| Seating depth : | 460 mm |

Mobility Solutions Ltd.

